



Chariton County, MO



SOUTHEAST MISSOURI
STATE UNIVERSITY · 1873

Economic and Business Engagement Center

Contents

Report Parameters	1
Economy Overview	2
Historic & Projected Trends	4
Population Characteristics	8
Industry Characteristics	10
Business Characteristics	15
Workforce Characteristics	17
Educational Pipeline	23
In-Demand Skills	24

Report Parameters

1 County

29041 Chariton County, MO

Class of Worker

QCEW Employees, Non-QCEW Employees, and Self-Employed

The information in this report pertains to the chosen geographical area.

Economy Overview

7,395

Population (2020)

Population **decreased by 181** over the last 5 years and is projected to **decrease by 150** over the next 5 years.

2,529

Total Regional Employment

Jobs **grew by 117** over the last 5 years and are projected to **grow by 135** over the next 5 years.

\$47.0K

Median Household Income (2018)

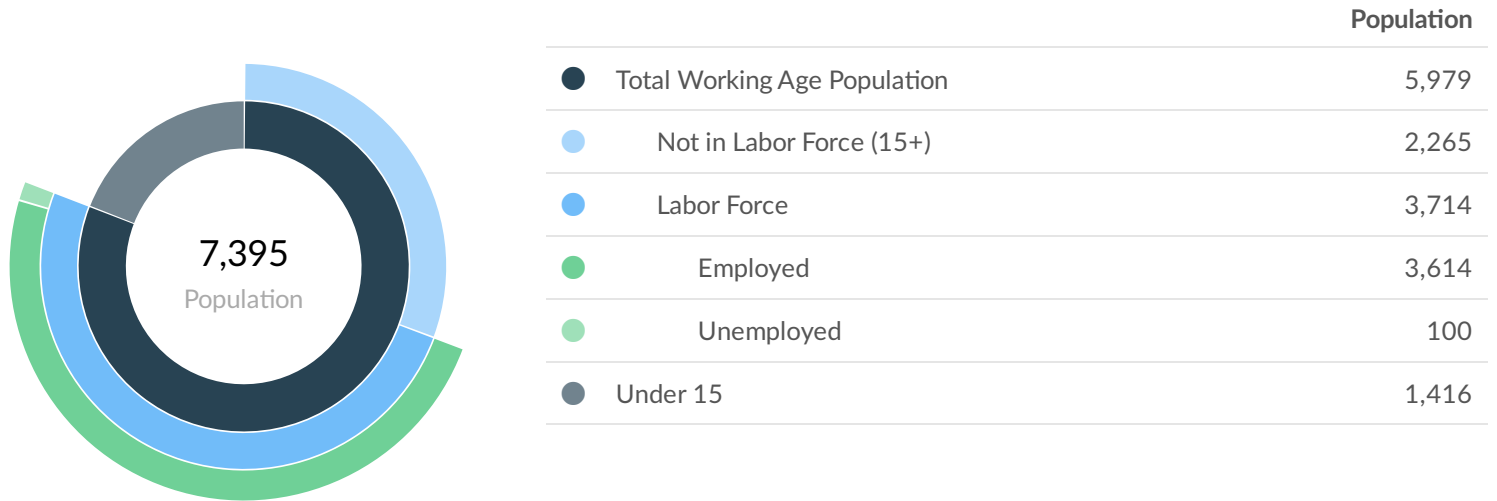
Median household income is **\$13.3K below** the national median household income of \$60.3K.

Takeaways

- As of 2020 the region's population **declined by 2.4%** since 2015, falling by 181. Population is expected to **decrease by 2.0%** between 2020 and 2025, losing 150.
- From 2015 to 2020, jobs **increased by 4.9%** in Chariton County, MO from 2,411 to **2,529**. This change **outpaced the national growth rate of 3.6% by 1.3%**. As the number of jobs increased, the **labor force participation rate decreased from 63.9% to 62.1% between 2015 and 2020**.
- Concerning educational attainment, **13.7% of Chariton County, MO residents possess a Bachelor's Degree** (6.3% below the national average), and **8.1% hold an Associate's Degree** (0.5% below the national average).
- The top three industries in 2020 are Education and Hospitals (Local Government), Local Government, Excluding Education and Hospitals, and Nursing Care Facilities (Skilled Nursing Facilities).

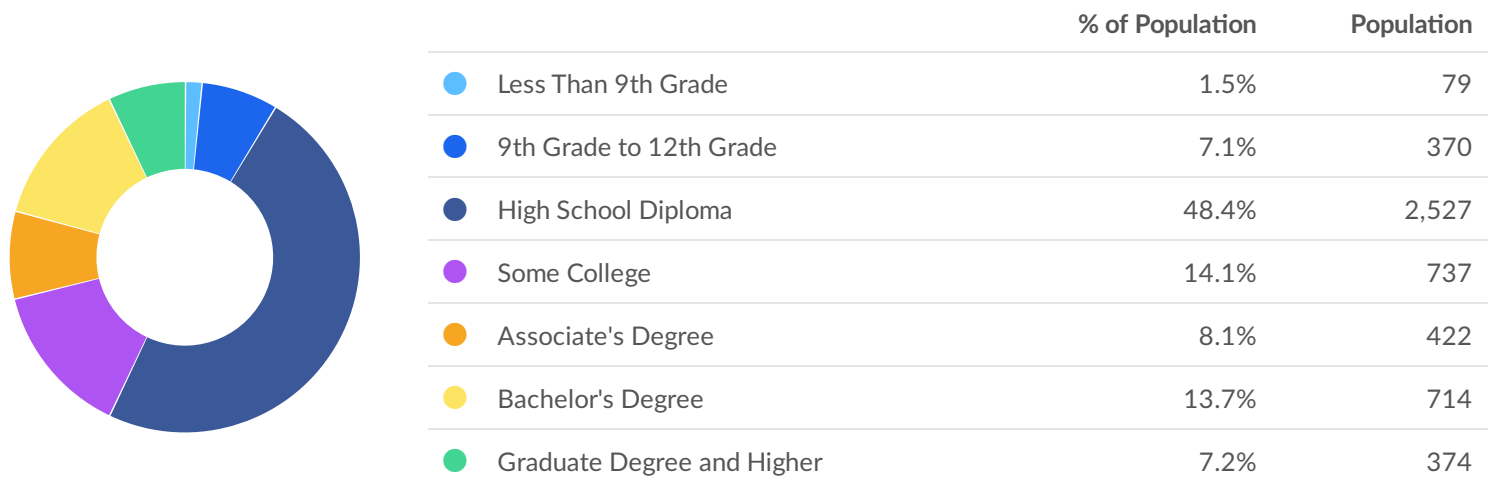
	Population (2020)	Labor Force (2020)	Jobs (2020)	Cost of Living	GRP	Imports	Exports
Region	7,395	3,714	2,529	93.9	\$245.33M	\$525.09M	\$335.01M
United States	330,768,968	160,467,740	164,012,276	100.0	\$21.14T	\$0	\$9.05T
Missouri	6,163,707	2,995,370	3,152,362	89.9	\$325.93B	\$311.03B	\$365.73B

2020 Labor Force Breakdown



Educational Attainment

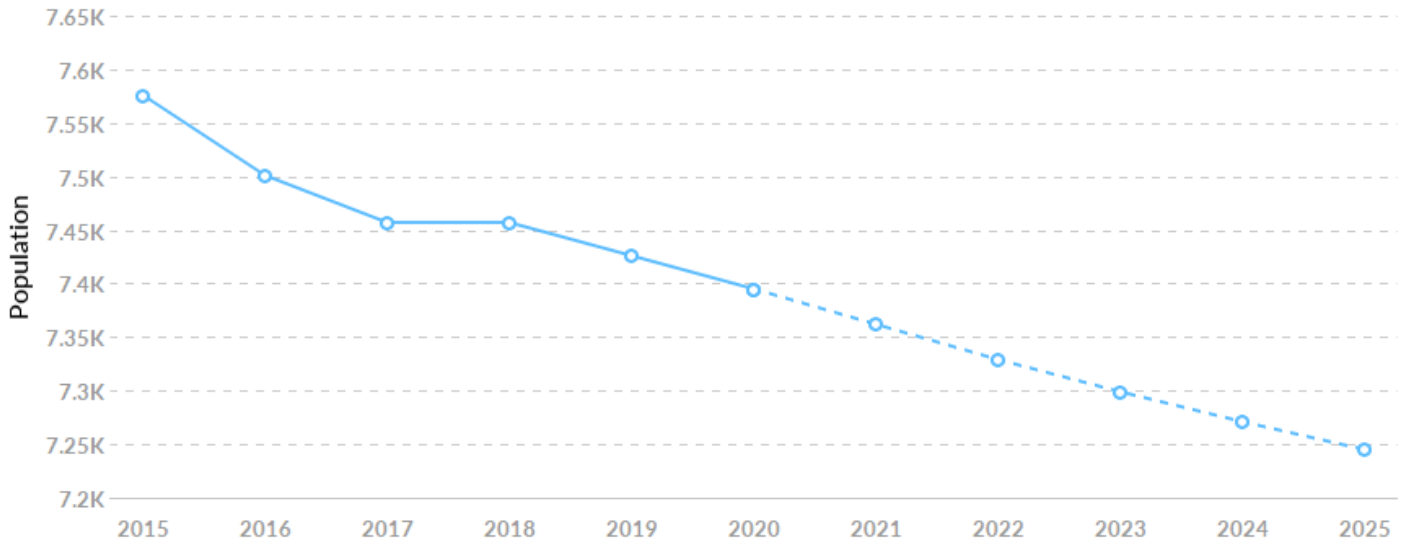
Concerning educational attainment, **13.7% of Chariton County, MO residents possess a Bachelor's Degree** (6.3% below the national average), and **8.1% hold an Associate's Degree** (0.5% below the national average).



Historic & Projected Trends

Population Trends

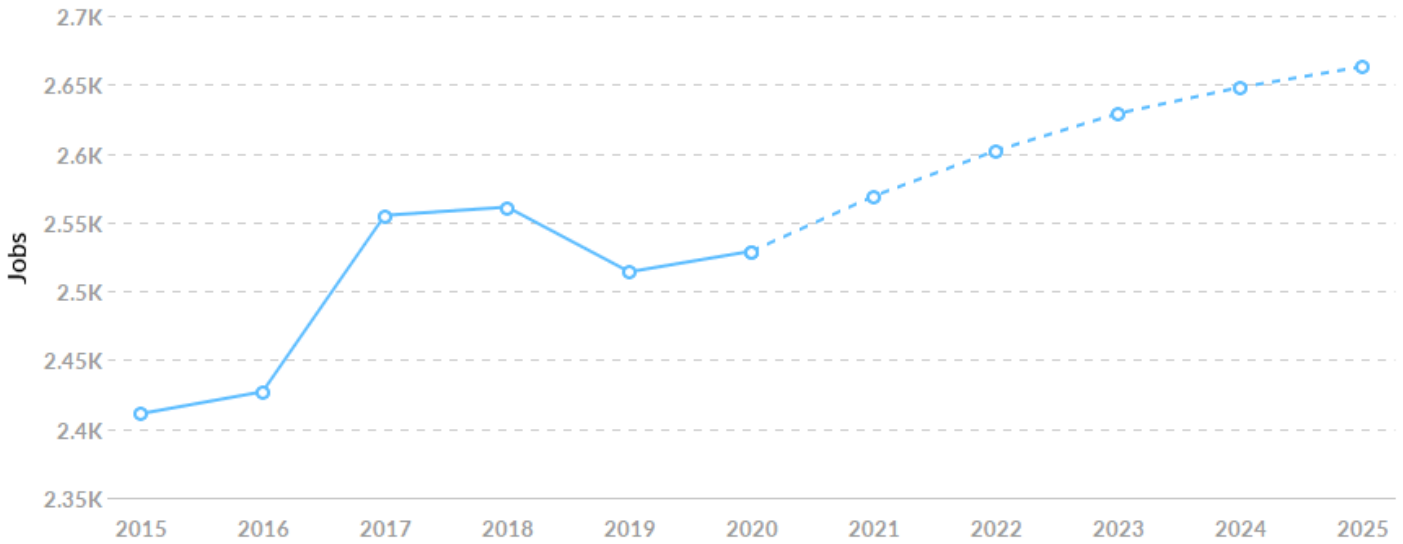
As of 2020 the region's population **declined by 2.4%** since 2015, falling by 181. Population is expected to **decrease by 2.0%** between 2020 and 2025, losing 150.



Timeframe	Population
2015	7,576
2016	7,501
2017	7,457
2018	7,457
2019	7,426
2020	7,395
2021	7,362
2022	7,329
2023	7,299
2024	7,271
2025	7,245

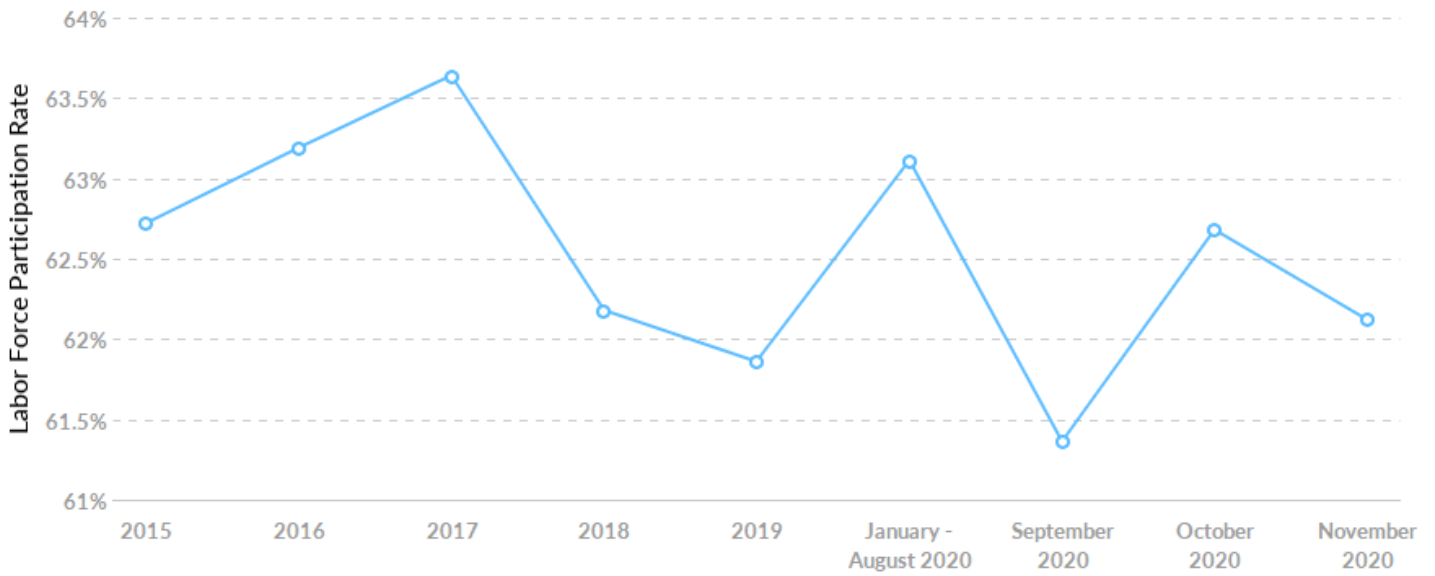
Job Trends

From 2015 to 2020, jobs increased by 4.9% in Chariton County, MO from 2,411 to 2,529. This change **outpaced the national growth rate of 3.6% by 1.3%.**



Timeframe	Jobs
2015	2,411
2016	2,427
2017	2,555
2018	2,561
2019	2,514
2020	2,529
2021	2,569
2022	2,602
2023	2,629
2024	2,648
2025	2,663

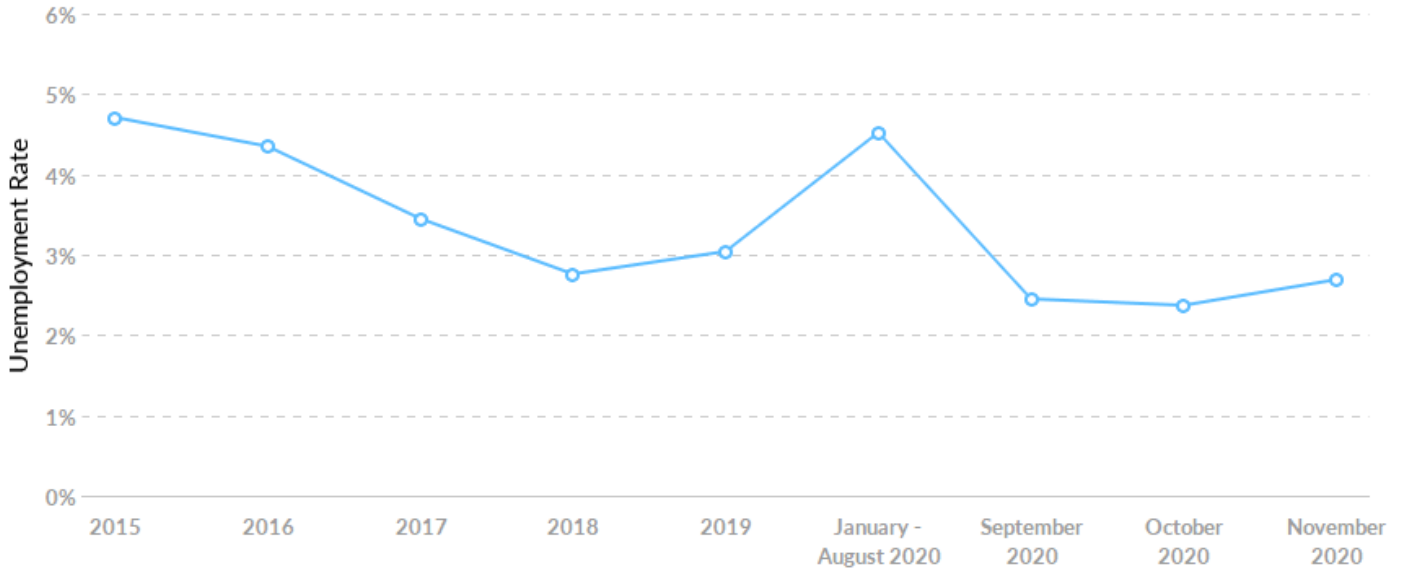
Labor Force Participation Rate Trends



Timeframe	Labor Force Participation Rate
2015	62.72%
2016	63.19%
2017	63.64%
2018	62.18%
2019	61.86%
January - August 2020	63.11%
September 2020	61.36%
October 2020	62.68%
November 2020	62.12%

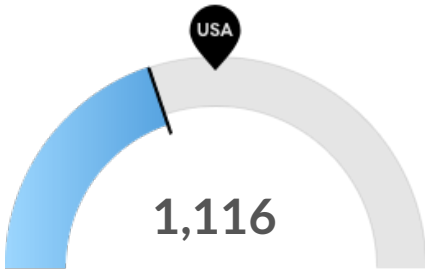
Unemployment Rate Trends

Chariton County, MO had a November 2020 unemployment rate of 2.69%, decreasing from 4.71% 5 years before.



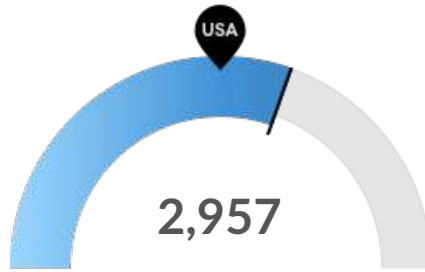
Timeframe	Unemployment Rate
2015	4.71%
2016	4.35%
2017	3.45%
2018	2.76%
2019	3.04%
January - August 2020	4.52%
September 2020	2.45%
October 2020	2.37%
November 2020	2.69%

Population Characteristics



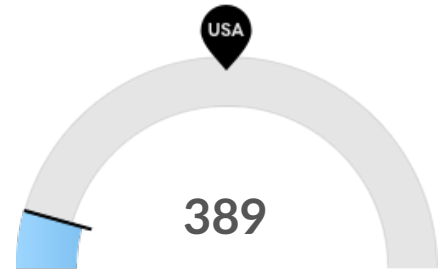
Millennials

Chariton County, MO has 1,116 millennials (ages 25-39). The national average for an area this size is 1,531.



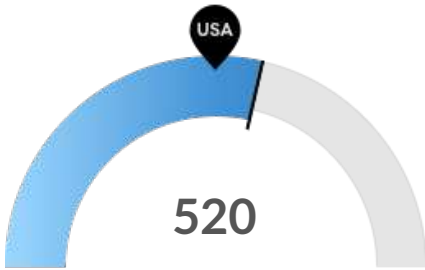
Retiring Soon

Retirement risk is high in Chariton County, MO. The national average for an area this size is 2,183 people 55 or older, while there are 2,957 here.



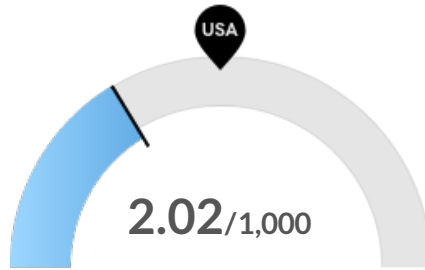
Racial Diversity

Racial diversity is low in Chariton County, MO. The national average for an area this size is 2,962 racially diverse people, while there are 389 here.



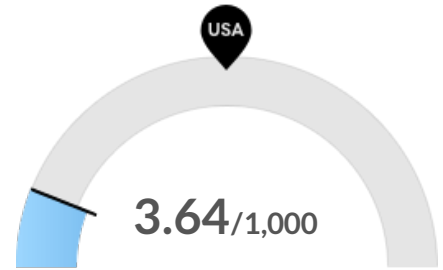
Veterans

Chariton County, MO has 520 veterans. The national average for an area this size is 425.



Violent Crime

Chariton County, MO has 2.02 violent crimes per 1,000 people. The national rate is 3.53 per 1,000 people.

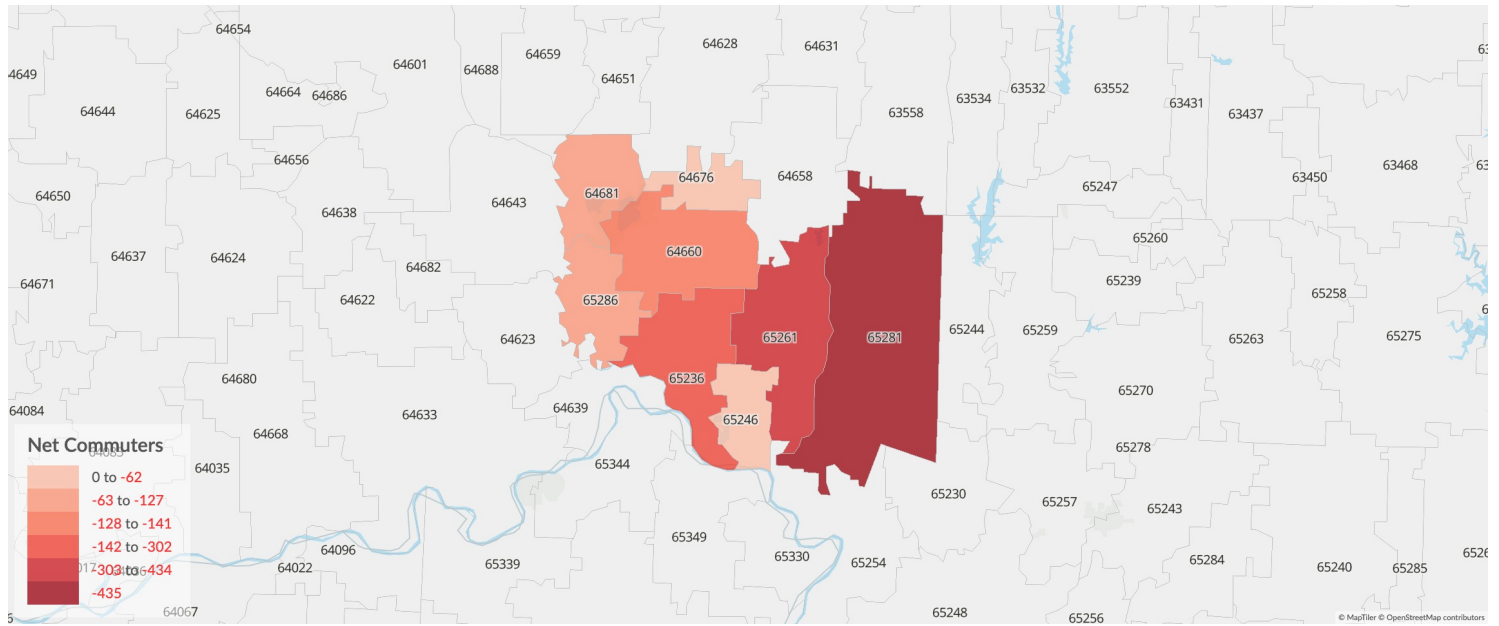


Property Crime

Chariton County, MO has 3.64 property crimes per 1,000 people. The national rate is 19.79 per 1,000 people.

Place of Work vs Place of Residence

Understanding where talent in Chariton County, MO currently works compared to where talent lives can help you optimize site decisions.



Where Talent Works

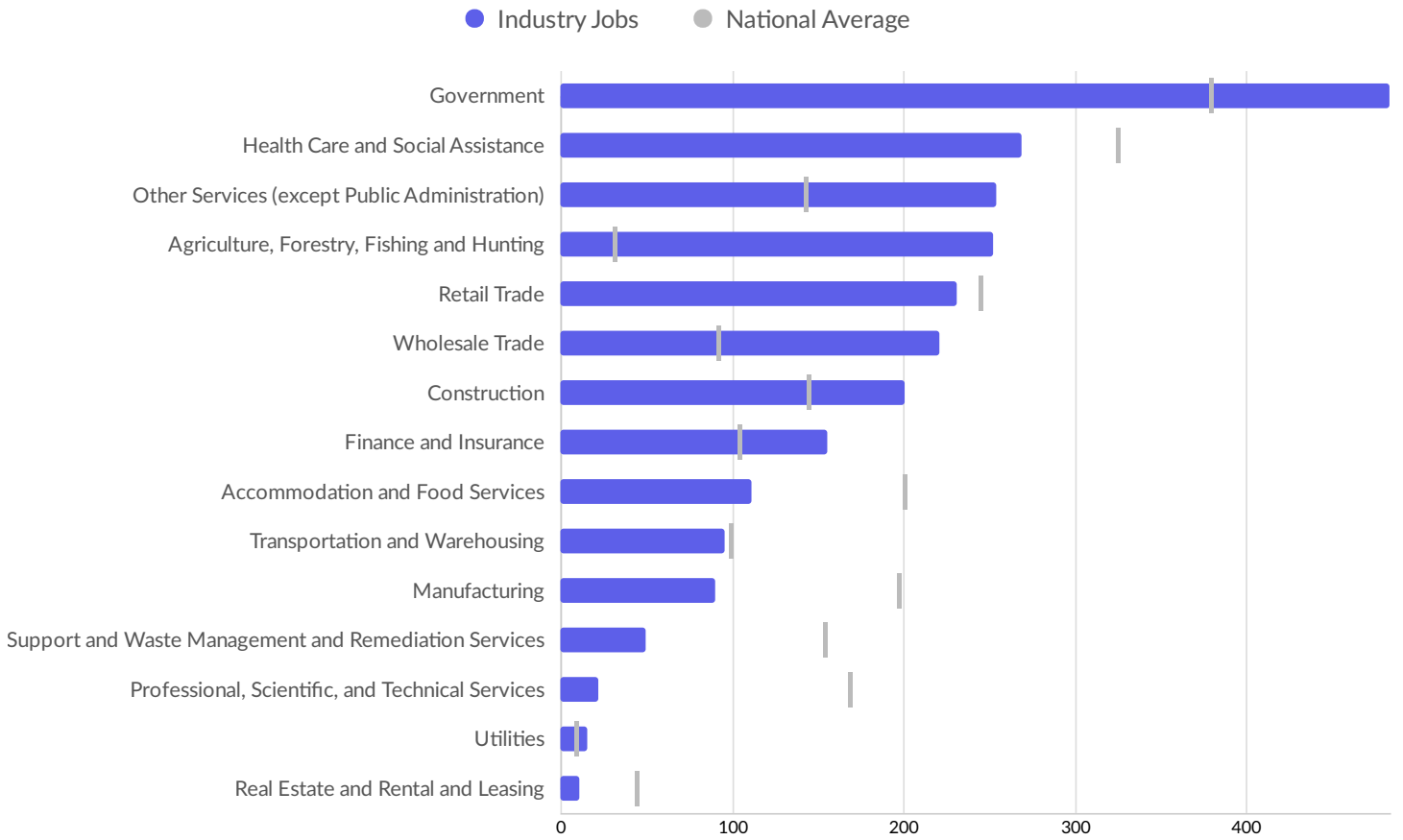
ZIP	Name	2020 Employment
65281	Salisbury, MO (in Charit...	1,278
65236	Brunswick, MO (in Char...	627
65261	Keytesville, MO (in Cha...	357
64660	Mendon, MO (in Charit...	126
64681	Sumner, MO (in Charito...	75

Where Talent Lives

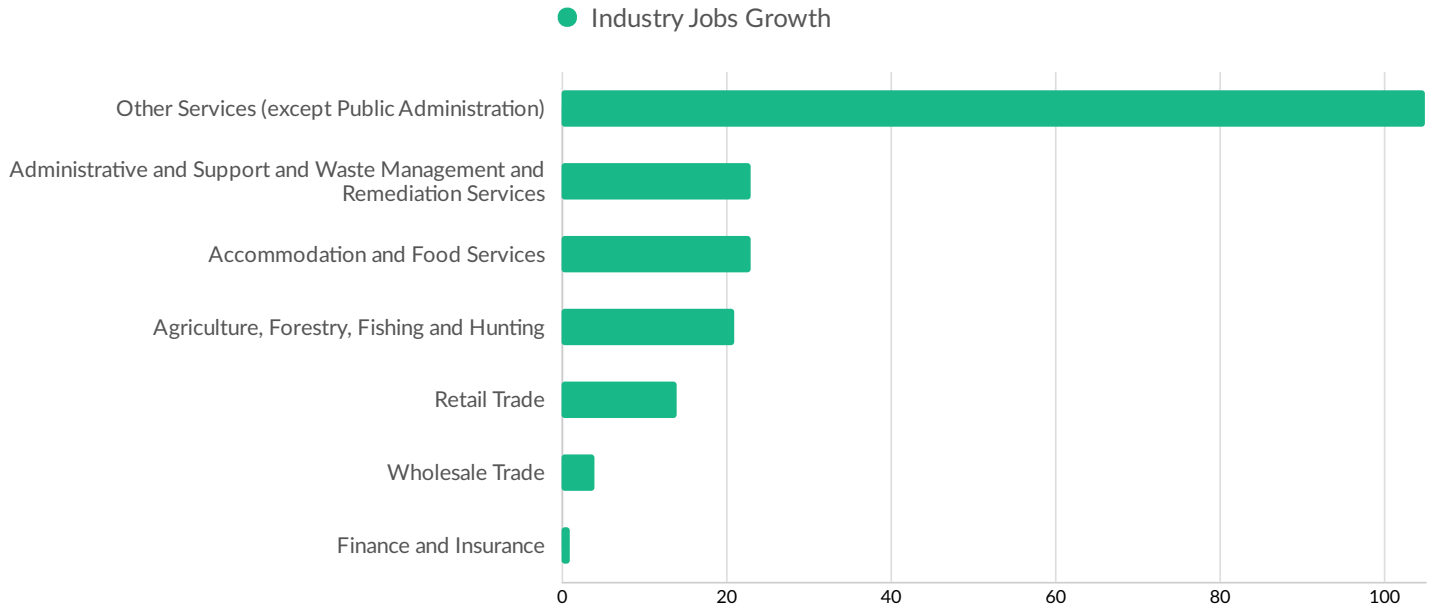
ZIP	Name	2020 Workers
65281	Salisbury, MO (in Charit...	1,714
65236	Brunswick, MO (in Char...	770
65261	Keytesville, MO (in Cha...	660
64660	Mendon, MO (in Charit...	254
64681	Sumner, MO (in Charito...	152

Industry Characteristics

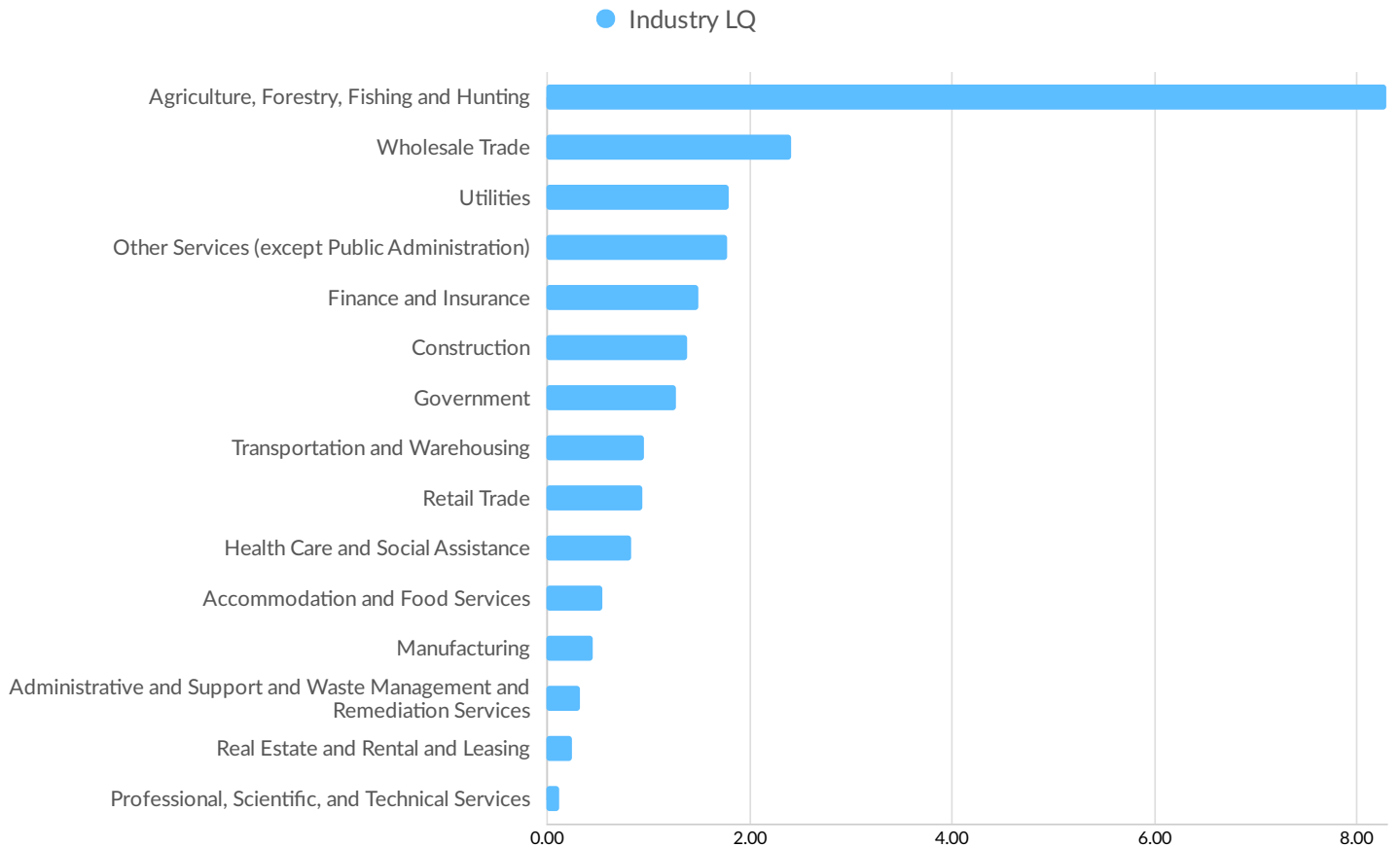
Largest Industries



Top Growing Industries



Top Industry LQ



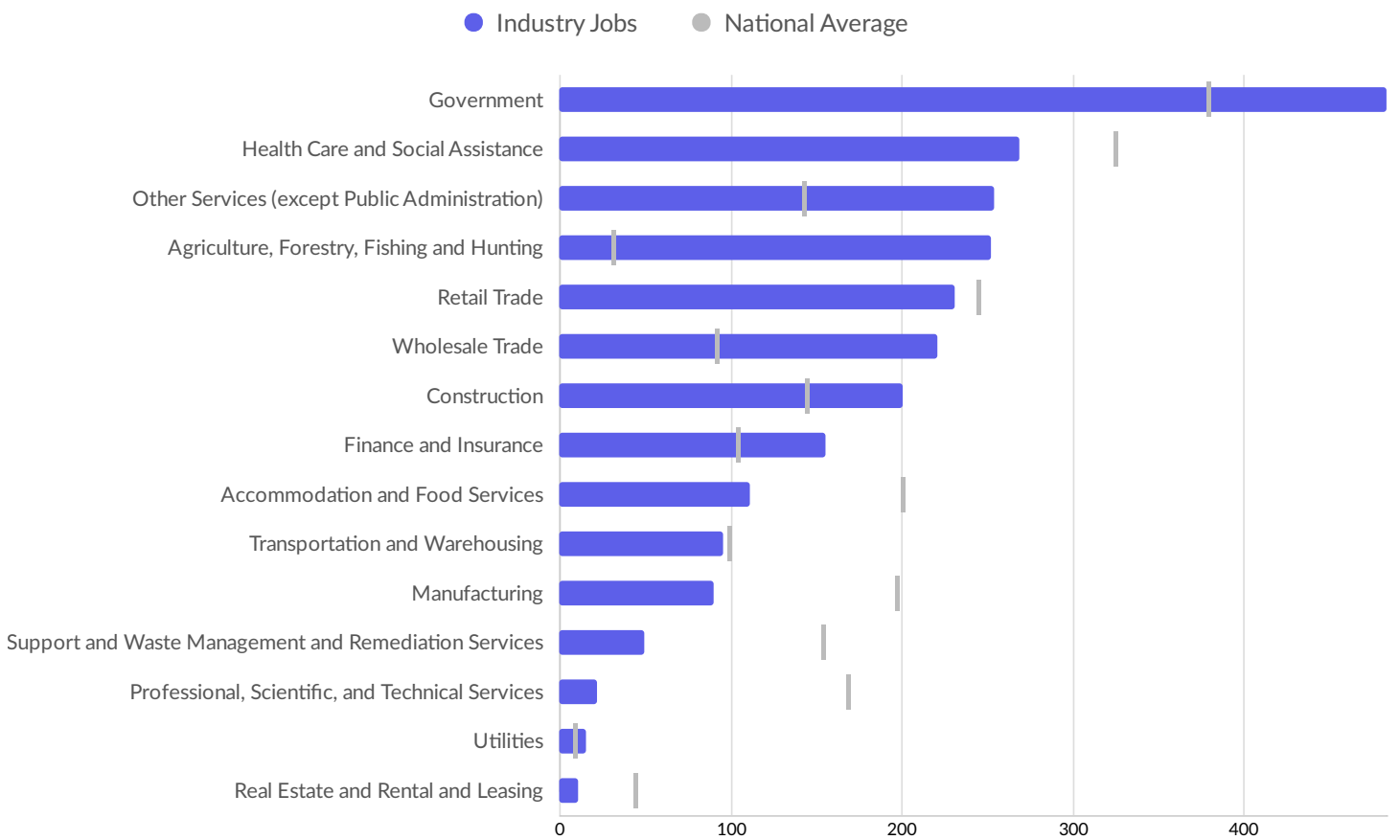
Top Industry GRP



Top Industry Earnings


















Largest Industries



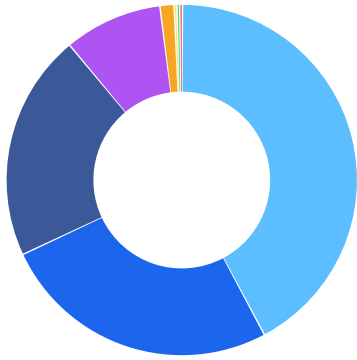
Business Characteristics

202 Companies Employ Your Workers

Online profiles for your workers mention 202 companies as employers, with the top 10 appearing below. In the last 12 months, 197 companies in Chariton County, MO posted job postings, with the top 10 appearing below.

Top Companies	Profiles	Top Companies Posting	Unique Postings
Salisbury R-IV School District	8 	CRST International, Inc.	200 
Chariton County Bank	7 	Hogan Transports Inc	85 
Salisbury School Inc	6 	Platinum Supplemental Insuranc...	85 
Walsworth Publishing Company,...	6 	Bolt Express, LLC	55 
Agri Services of Brunswick LLC	5 	USA Truck, Inc.	49 
Casey's General Stores, Inc.	5 	Dollar General Corporation	47 
Associated Electric Cooperative...	4 	Paschall Truck Lines, Inc.	46 
John Fitzgibbon Memorial Hospi...	4 	Pegasus Transportation, Inc.	46 
Leaf Financial Corporation	4 	Transland, Inc.	45 
Salisbury	4 	U.S. Xpress, Inc.	36 

Business Size

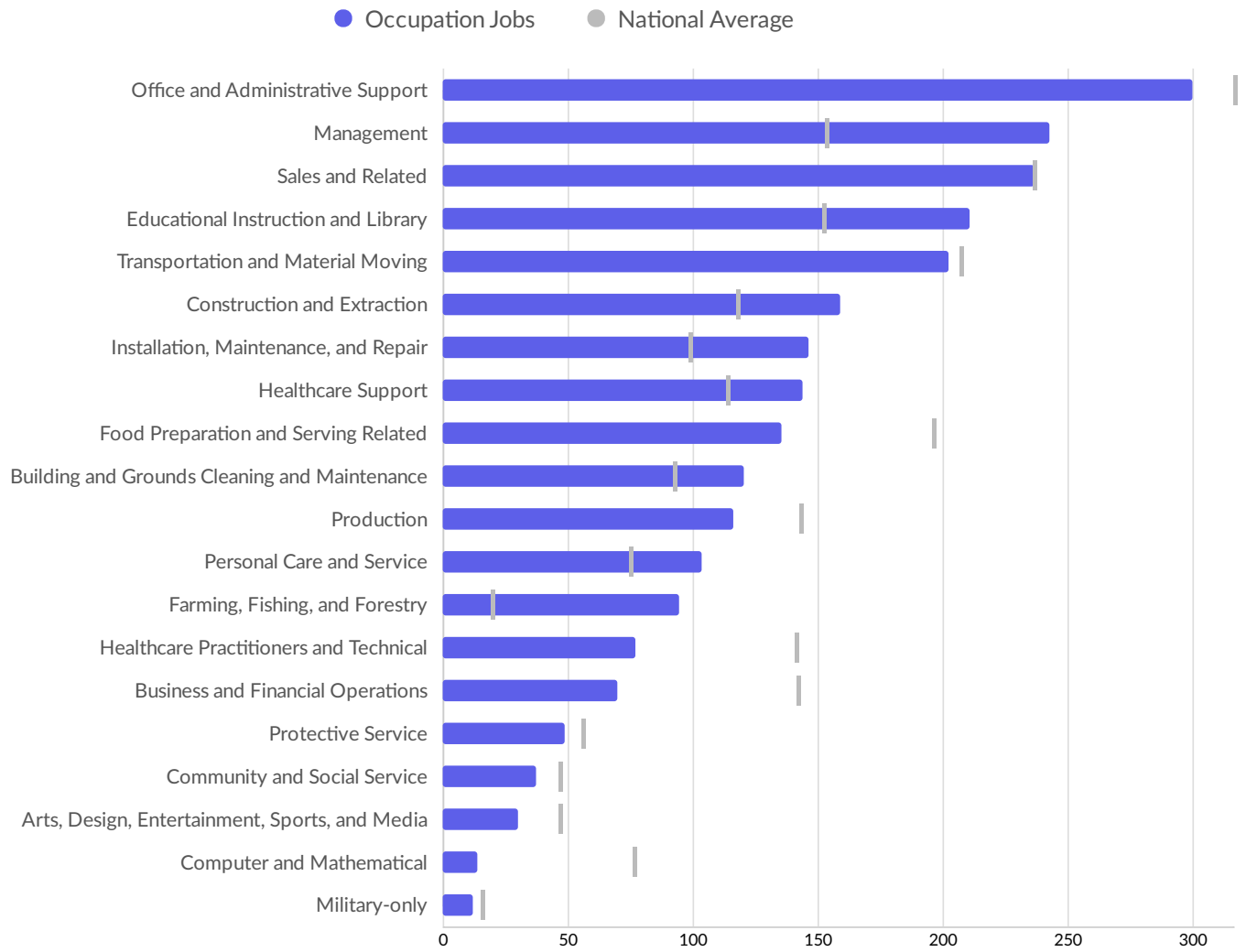


	Percentage	Business Count
1 to 4 employees	42.1%	163
5 to 9 employees	25.8%	100
10 to 19 employees	20.9%	81
20 to 49 employees	9.0%	35
50 to 99 employees	1.3%	5
100 to 249 employees	0.3%	1
250 to 499 employees	0.3%	1
500+ employees	0.3%	1

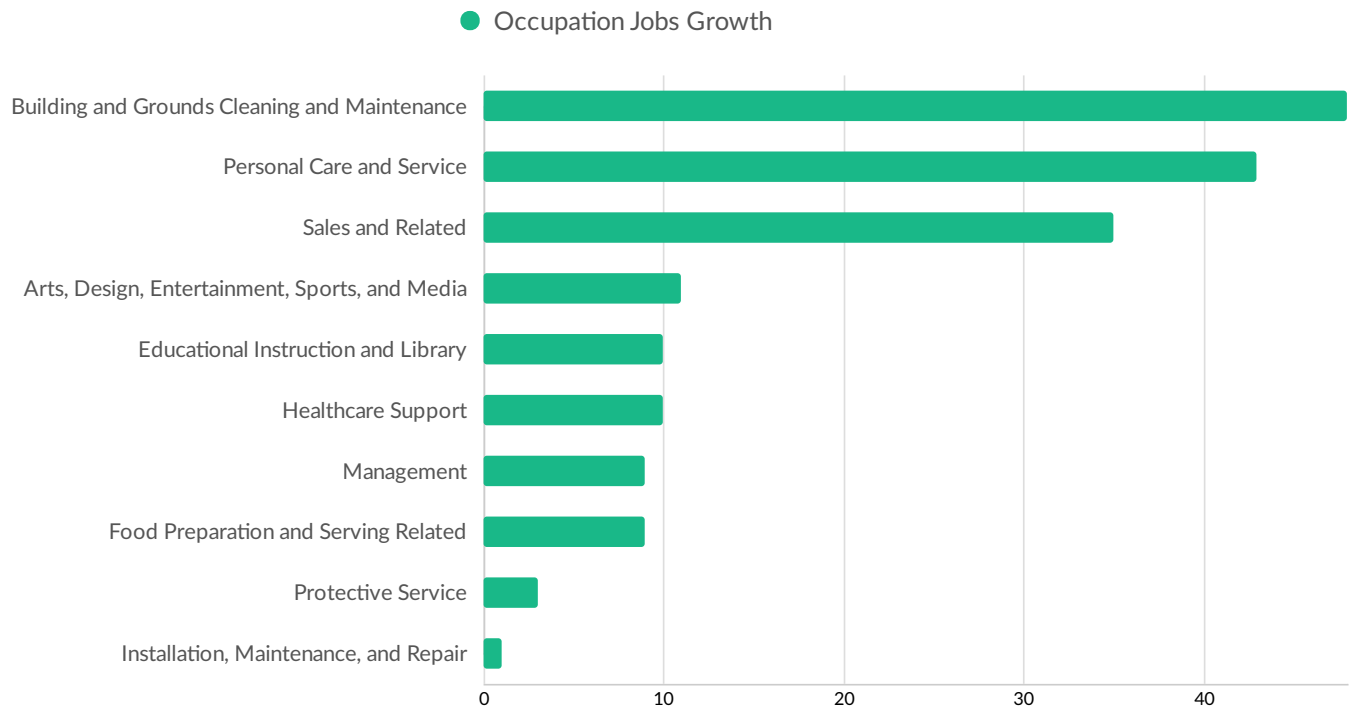
*Business Data by DatabaseUSA.com is third-party data provided by Emsi to its customers as a convenience, and Emsi does not endorse or warrant its accuracy or consistency with other published Emsi data. In most cases, the Business Count will not match total companies with profiles on the summary tab.

Workforce Characteristics

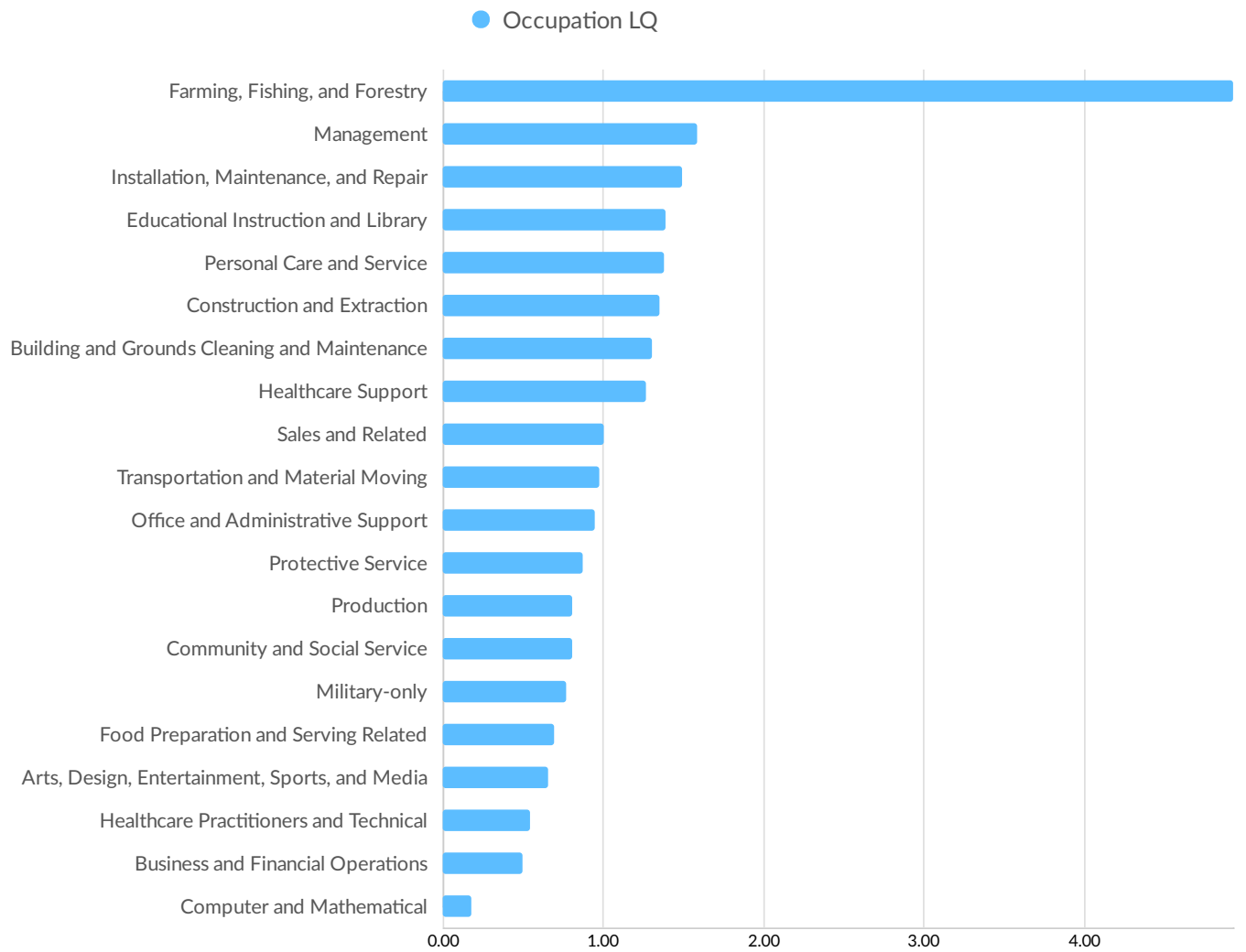
Largest Occupations



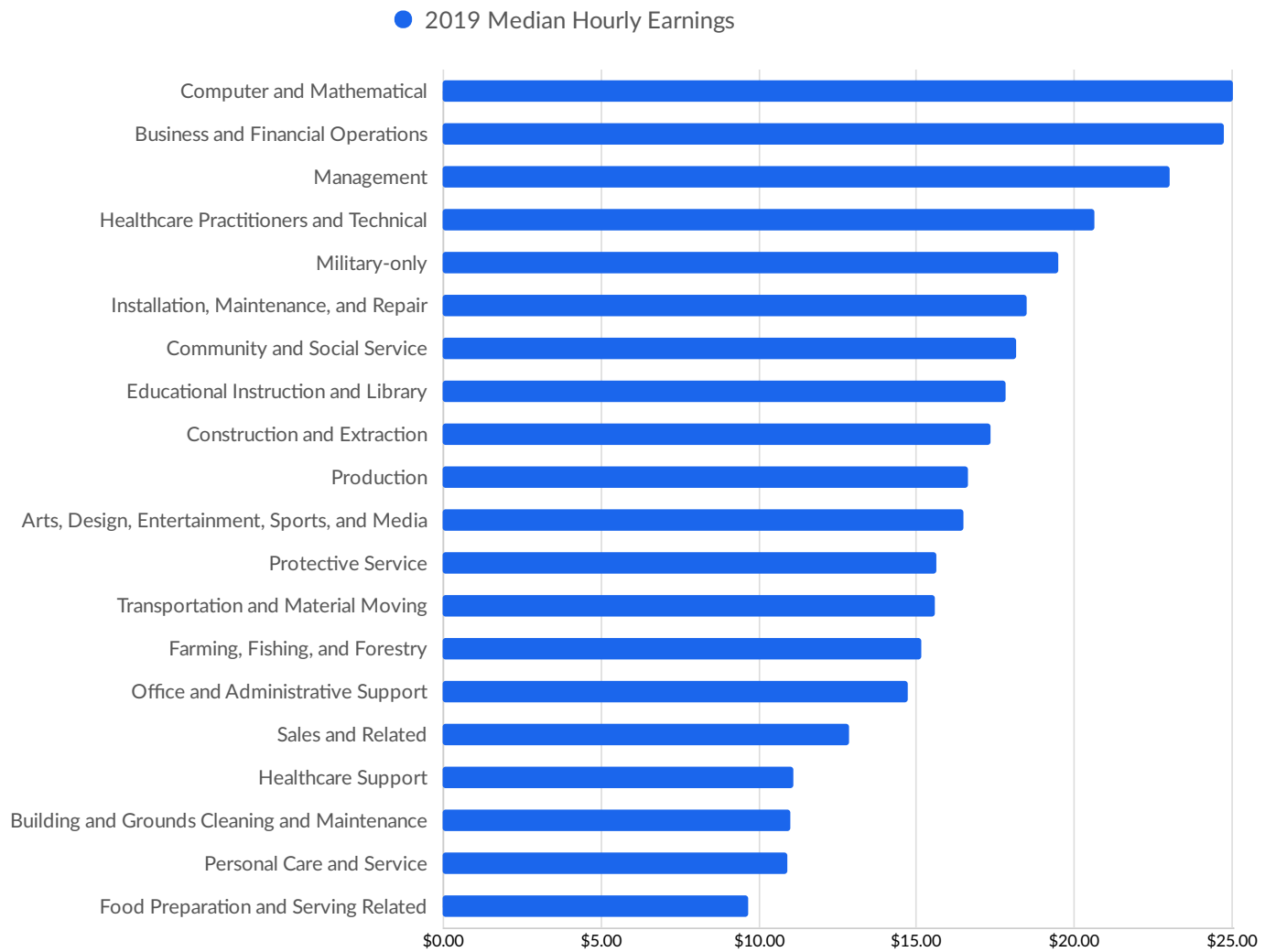
Top Growing Occupations



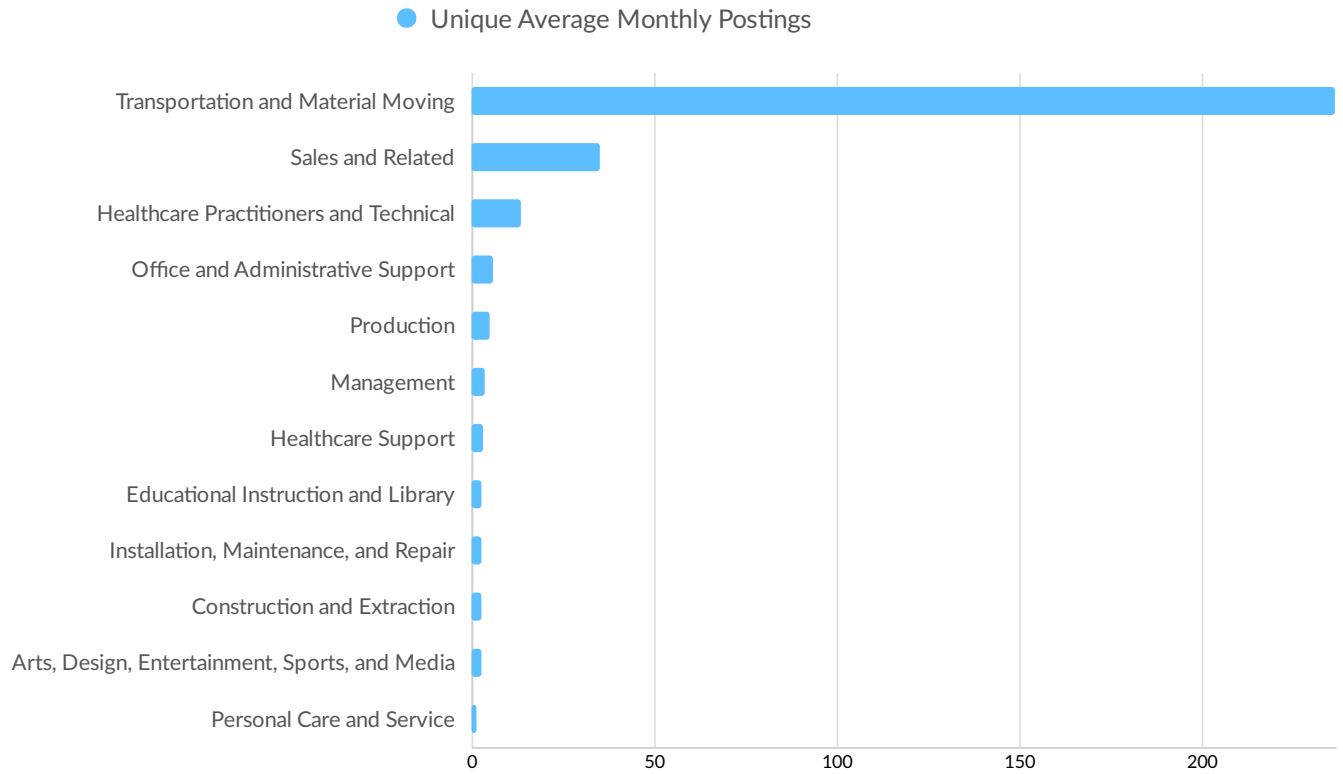
Top Occupation LQ



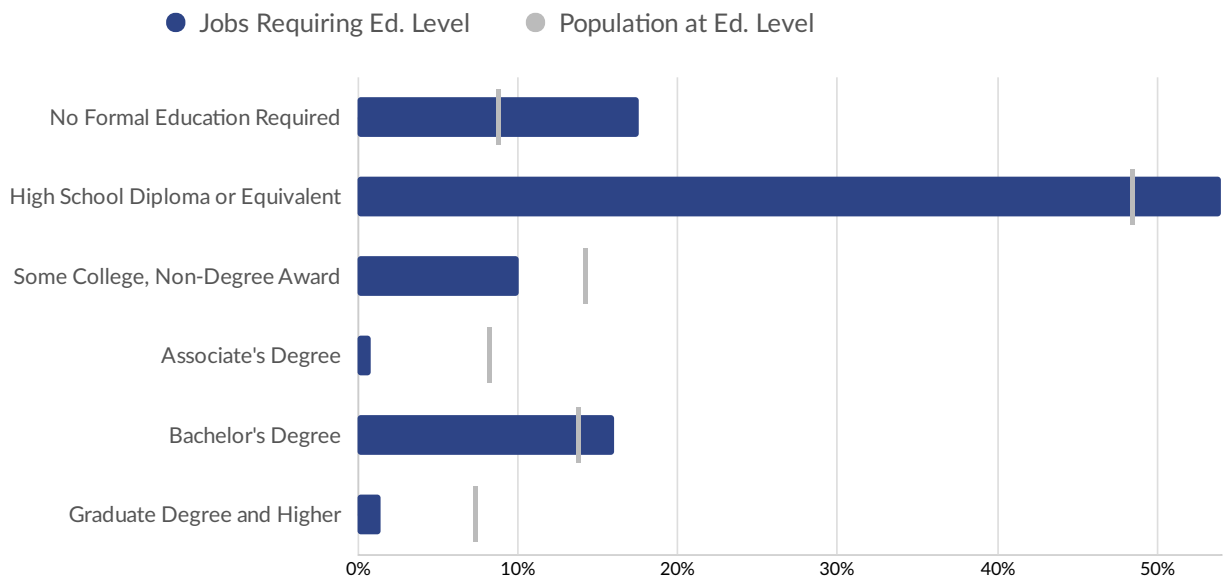
Top Occupation Earnings



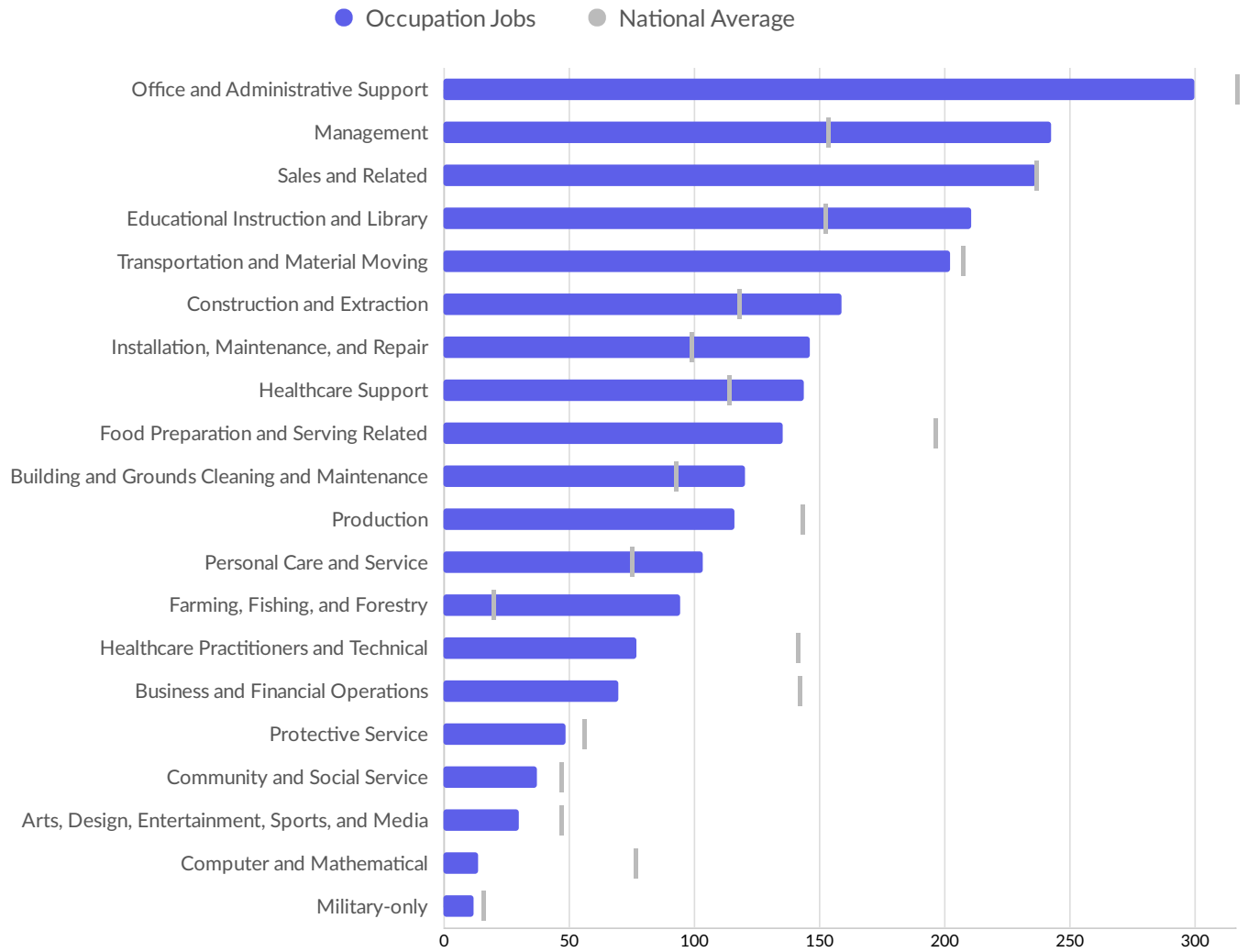
Top Posted Occupations



Underemployment



Largest Occupations



Educational Pipeline

Over the last 5 years, no schools in Chariton County, MO produced graduates.

In-Demand Skills

